SCAN CORE S.A PTY LTD

REPORT NO. 1947

GPR Concrete Scanning Report

Scan Core S.A Pty Ltd
ph: 0429 474 409
e: shane@scancoresa.com.au
abn: 87668970349

Client	Built Illusion
Site contact	Jason
Site	TTPlus T32a Services Aust.
Scan date	23 November 2026
Scan areas	Multiple nominated locations
Structure	Suspended precast transfloor slab
Scope	Wall lines and steelwork fixing locations
Technician	Shane Andresen

Report sign-off

Scan Core technician

Name: Shane Andresen

Signature



Date: 23 November 2026

Client / site representative

Name

Signature

SIGN

Date

FINDINGS

Scan Summary

The suspended transfloor slab was scanned along the nominated wall lines and at steelwork fixing locations. Scanning was carried out to mark top reinforcement, locate the transitions between beam sections and slab panels, and identify the centres of the trusses.

The floor consists of precast transfloor panels with foam sections and trusses running between them. The concrete topping above the foam sections is approximately **65 mm thick**. Beam sections run in line with the columns and are approximately **2.5 m wide**.

Site markings

T — Top reinforcement, marked with directional arrows.

TR — Truss centres, marked in red.

B — Mid-level reinforcing bars identified in some areas, marked with directional arrows.

BEAM / PANEL — Beam edges and transitions between beam and panel sections, marked in blue.

EMF — Areas where an electromagnetic signal was detected, outlined in orange and labelled EMF. The signal may be due to transfer from fixed services on the underside of the slab. Its source was not confirmed.

Refer to the site photographs for the locations of the markings and Appendix B for the GPR line scan records.

LIMITATIONS

Concrete Cutting & Drilling Disclaimer

GPR scanning is used to reduce the risk of hitting reinforcing, PT cables, conduits and other objects within concrete. It cannot guarantee that all embedded items or services have been detected.

All markings are based on the GPR results at the time of scanning and should be used as a guide only.

DO NOT CUT, CORE, HAMMER DRILL OR PENETRATE THROUGH OR NEAR ANY MARKED PT CABLE, CONDUIT OR SERVICE.

For ground-level slabs, services located below the slab may not be detected by GPR. Cutting and drilling should always be kept to the minimum depth required.

The contractor carrying out the cutting or drilling is responsible for confirming the location and depth before starting work.

Scan Core S.A Pty Ltd accepts no responsibility for damage caused during any cutting, drilling, coring or other penetration works.

APPENDIX A

Site Photographs



001 | IMG_3226.jpeg



002 | IMG_3225.jpeg



003 | IMG_3224.jpeg



004 | IMG_3223.jpeg

APPENDIX A

Site Photographs



005 | IMG_3222.jpeg



006 | IMG_3221.jpeg



007 | IMG_3220.jpeg



008 | IMG_3219.jpeg

APPENDIX A

Site Photographs



009 | IMG_3218.jpeg



010 | IMG_3217.jpeg



011 | IMG_3216.jpeg



012 | IMG_3215.jpeg

APPENDIX A

Site Photographs



013 | IMG_3214.jpeg



014 | IMG_3213.jpeg



015 | IMG_3212.jpeg



016 | IMG_3211.jpeg

APPENDIX A

Site Photographs



017 | IMG_3210.jpeg



018 | IMG_3209.jpeg



019 | IMG_3208.jpeg



020 | IMG_3207.jpeg

APPENDIX A

Site Photographs



021 | IMG_3206.jpeg



022 | IMG_3205.jpeg



023 | IMG_3204.jpeg



024 | IMG_3203.jpeg

APPENDIX A

Site Photographs



025 | IMG_3202.jpeg



026 | IMG_3201.jpeg



027 | IMG_3200.jpeg



028 | IMG_3199.jpeg

APPENDIX A

Site Photographs



029 | IMG_3198.jpeg



030 | IMG_3197.jpeg



031 | IMG_3196.jpeg



032 | IMG_3195.jpeg

APPENDIX A

Site Photographs



033 | IMG_3194.jpeg



034 | IMG_3193.jpeg



035 | IMG_3192.jpeg



036 | IMG_3191.jpeg

APPENDIX A

Site Photographs



037 | IMG_3190.jpeg



038 | IMG_3189.jpeg



039 | IMG_3188.jpeg



040 | IMG_3187.jpeg

APPENDIX A

Site Photographs



041 | IMG_3186.jpeg



042 | IMG_3185.jpeg



043 | IMG_3184.jpeg



044 | IMG_3183.jpeg

APPENDIX A

Site Photographs



045 | IMG_3182.jpeg



046 | IMG_3181.jpeg



047 | IMG_3180.jpeg



048 | IMG_3179.jpeg

APPENDIX A

Site Photographs



049 | IMG_3178.jpeg



050 | IMG_3177.jpeg



051 | IMG_3176.jpeg



052 | IMG_3175.jpeg

APPENDIX A

Site Photographs



053 | IMG_3174.jpeg



054 | IMG_3173.jpeg



055 | IMG_3172.jpeg



056 | IMG_3171.jpeg

APPENDIX A

Site Photographs



057 | IMG_3170.jpeg



058 | IMG_3169.jpeg



059 | IMG_3168.jpeg



060 | IMG_3167.jpeg

APPENDIX A

Site Photographs



061 | IMG_3160.jpeg



062 | IMG_3159.jpeg



063 | IMG_3158.jpeg



064 | IMG_3157.jpeg

APPENDIX A

Site Photographs



065 | IMG_3156.jpeg



066 | IMG_3155.jpeg



067 | IMG_3154.jpeg



068 | IMG_3153.jpeg

APPENDIX A

Site Photographs



069 | IMG_3152.jpeg



070 | IMG_3151.jpeg



071 | IMG_3150.jpeg



072 | IMG_3149.jpeg

APPENDIX A

Site Photographs



073 | IMG_3148.jpeg



074 | IMG_3147.jpeg



075 | IMG_3146.jpeg



076 | IMG_3145.jpeg

APPENDIX A

Site Photographs



077 | IMG_3144.jpeg



078 | IMG_3143.jpeg



079 | IMG_3142.jpeg



080 | IMG_3141.jpeg

APPENDIX A

Site Photographs



081 | IMG_3140.jpeg



082 | IMG_3139.jpeg



083 | IMG_3138.jpeg



084 | IMG_3137.jpeg

APPENDIX A

Site Photographs



085 | IMG_3136.jpeg



086 | IMG_3135.jpeg



087 | IMG_3134.jpeg



088 | IMG_3133.jpeg

APPENDIX A

Site Photographs



089 | IMG_3132.jpeg



090 | IMG_3131.jpeg



091 | IMG_3130.jpeg



092 | IMG_3129.jpeg

APPENDIX A

Site Photographs



093 | IMG_3128.jpeg



094 | IMG_3127.jpeg



095 | IMG_3126.jpeg



096 | IMG_3125.jpeg

APPENDIX A

Site Photographs



097 | IMG_3124.jpeg



098 | IMG_3123.jpeg



099 | IMG_3122.jpeg



100 | IMG_3121.jpeg

APPENDIX A

Site Photographs



101 | IMG_3120.jpeg



102 | IMG_3119.jpeg



103 | IMG_3118.jpeg



104 | IMG_3117.jpeg

APPENDIX B

GPR Line Scan Records

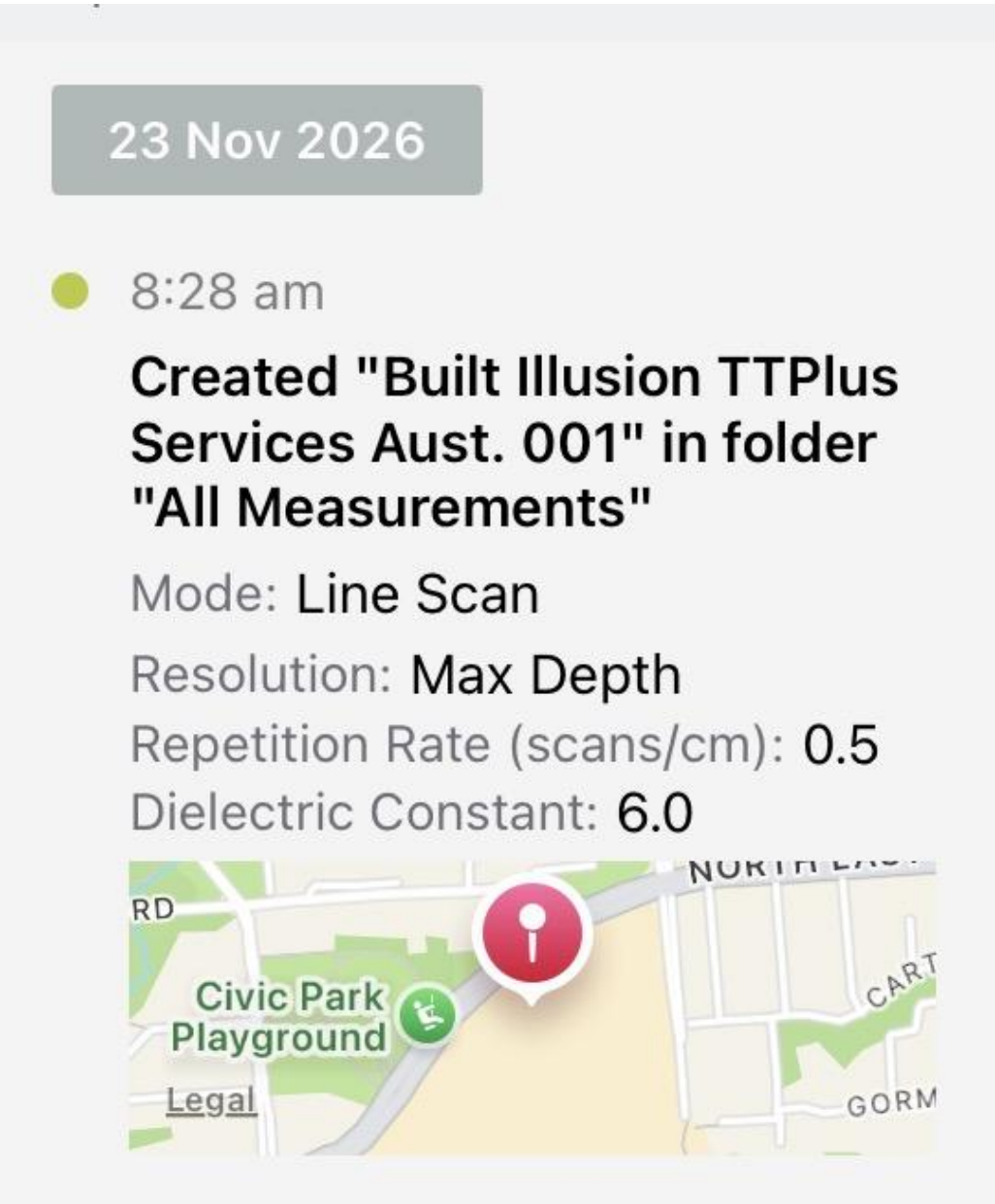

Measurement details | IMG_0656.jpeg

APPENDIX B

GPR Line Scan Records

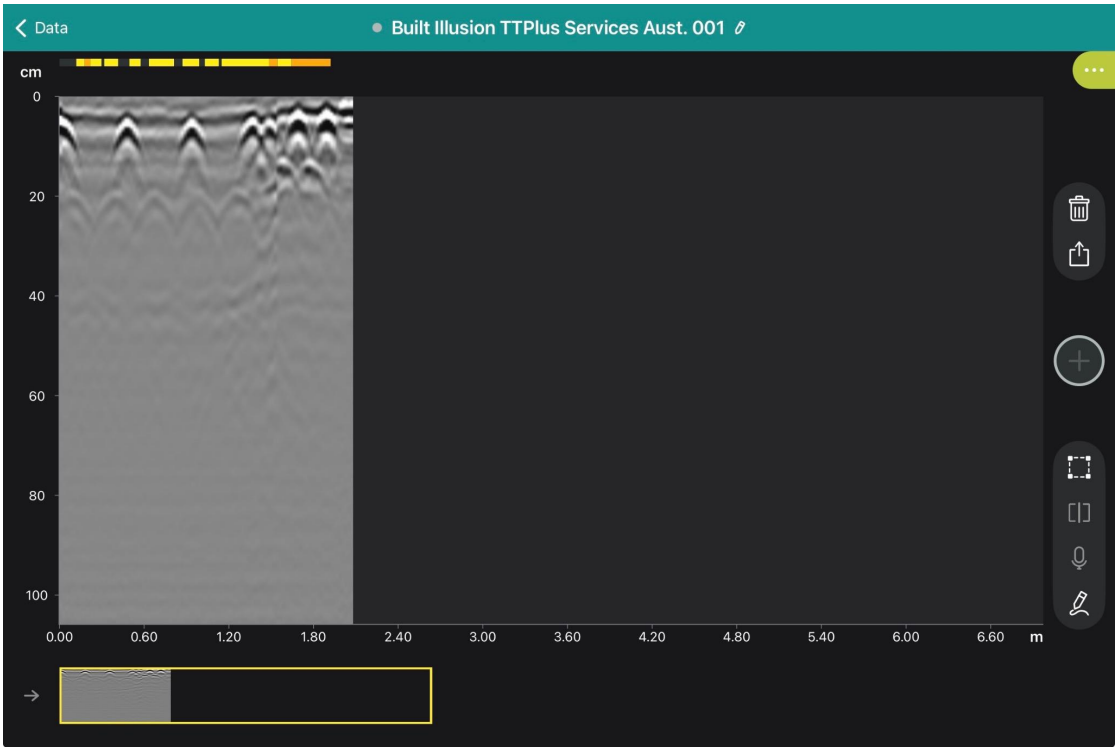

GPR line scan 001 | IMG_0657.jpeg

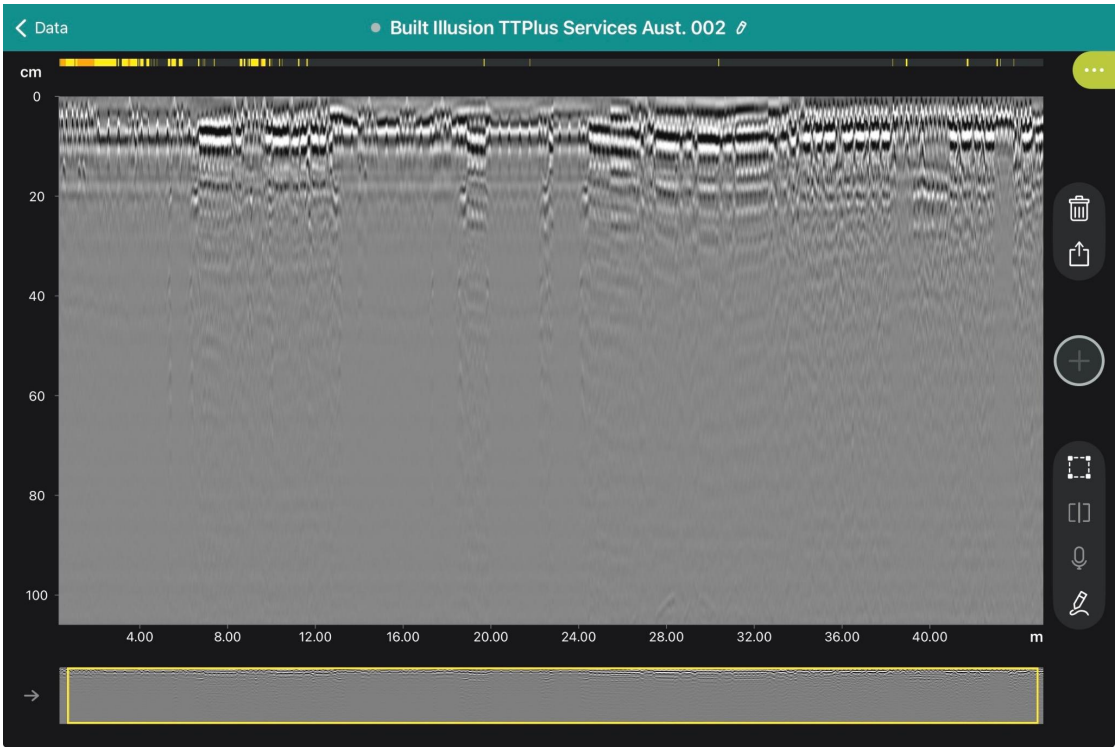

GPR line scan 002 | IMG_0658.jpeg

APPENDIX B

GPR Line Scan Records

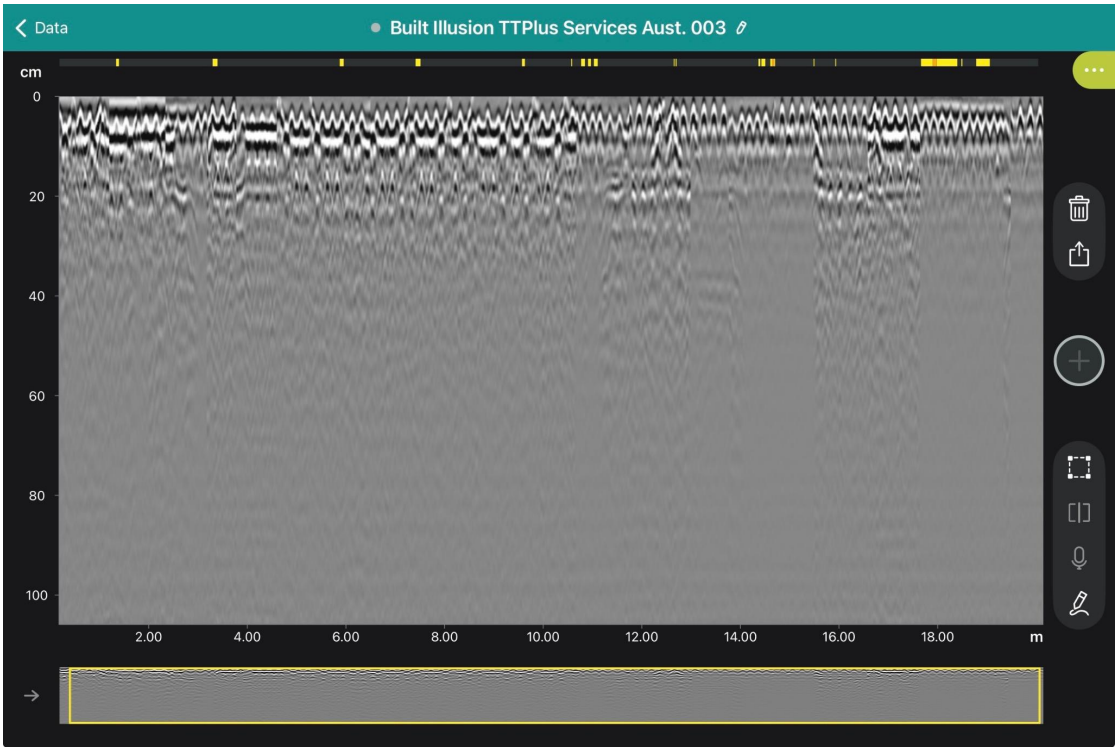

GPR line scan 003 | IMG_0659.jpeg

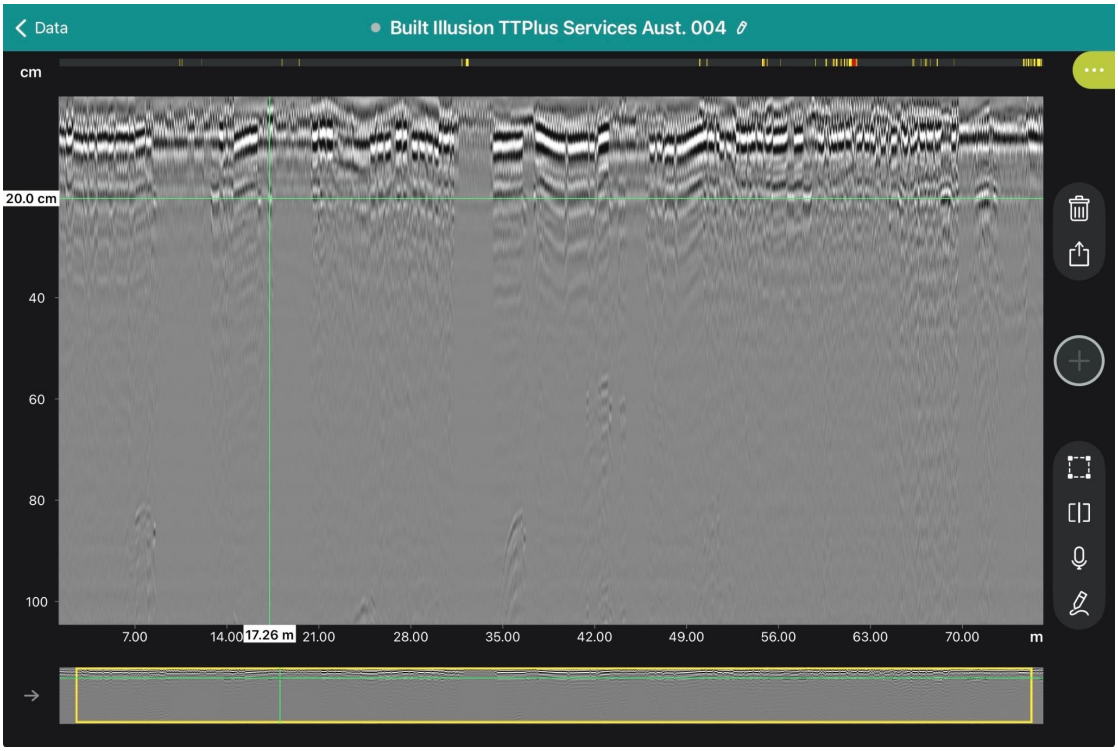

GPR line scan 004 | IMG_0660.jpeg

APPENDIX B

GPR Line Scan Records

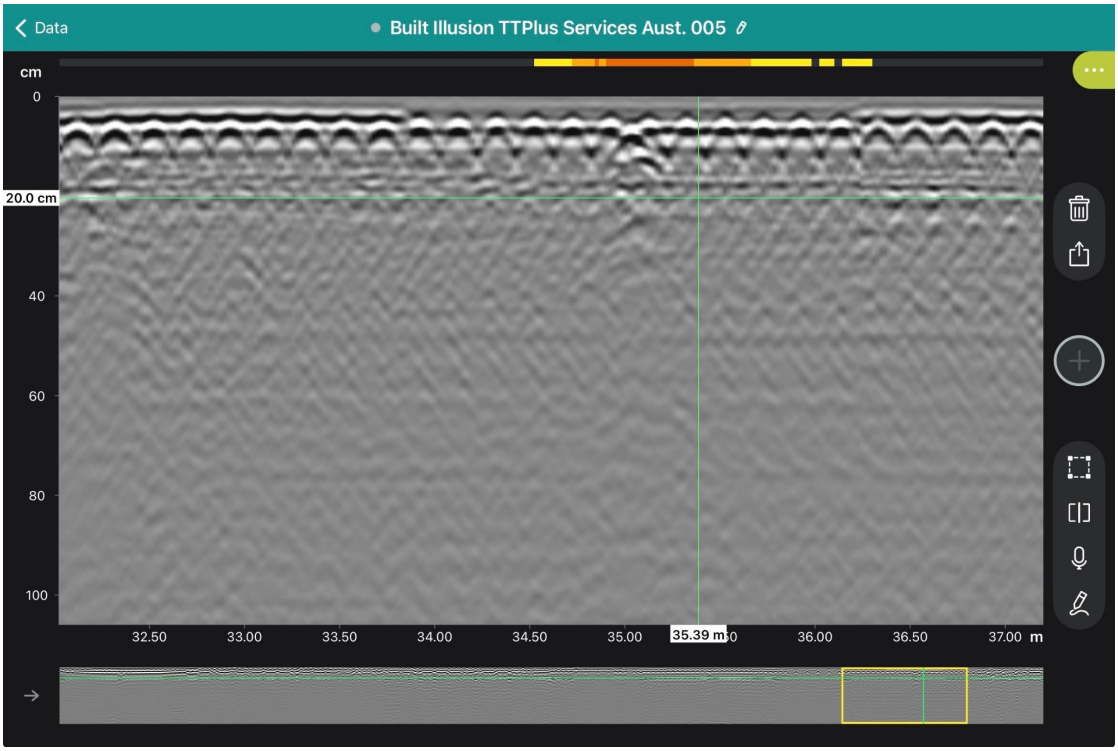

GPR line scan 005 | IMG_0661.jpeg

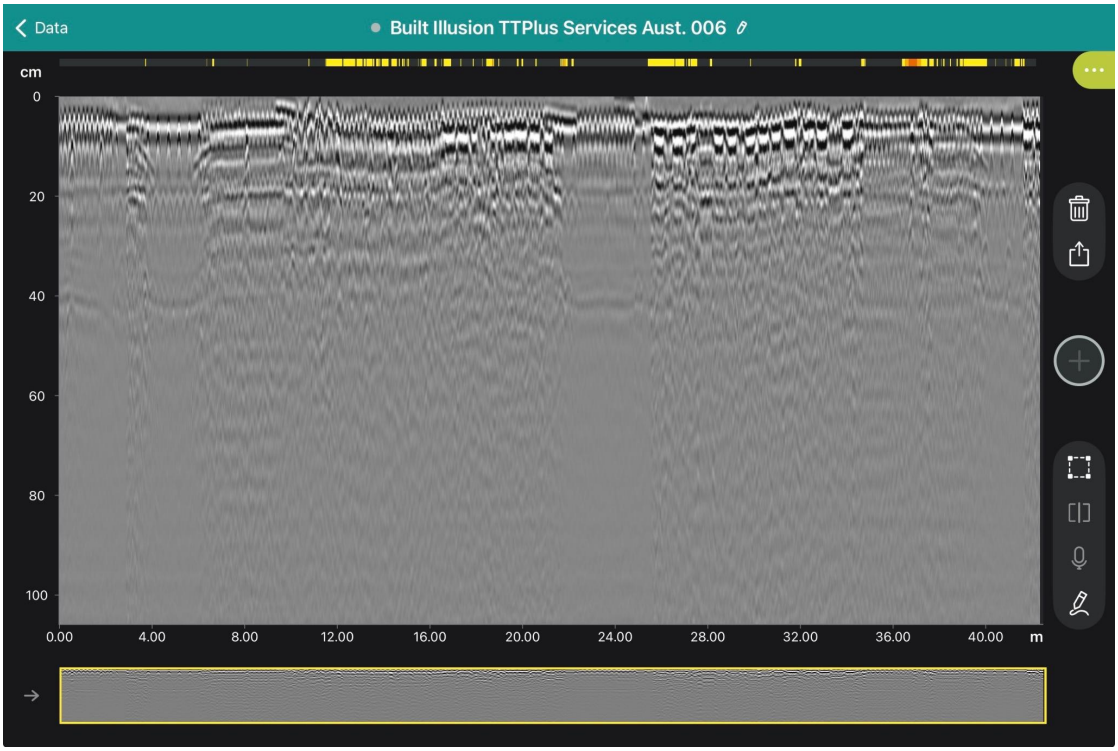

GPR line scan 006 | IMG_0662.jpeg

APPENDIX B

GPR Line Scan Records

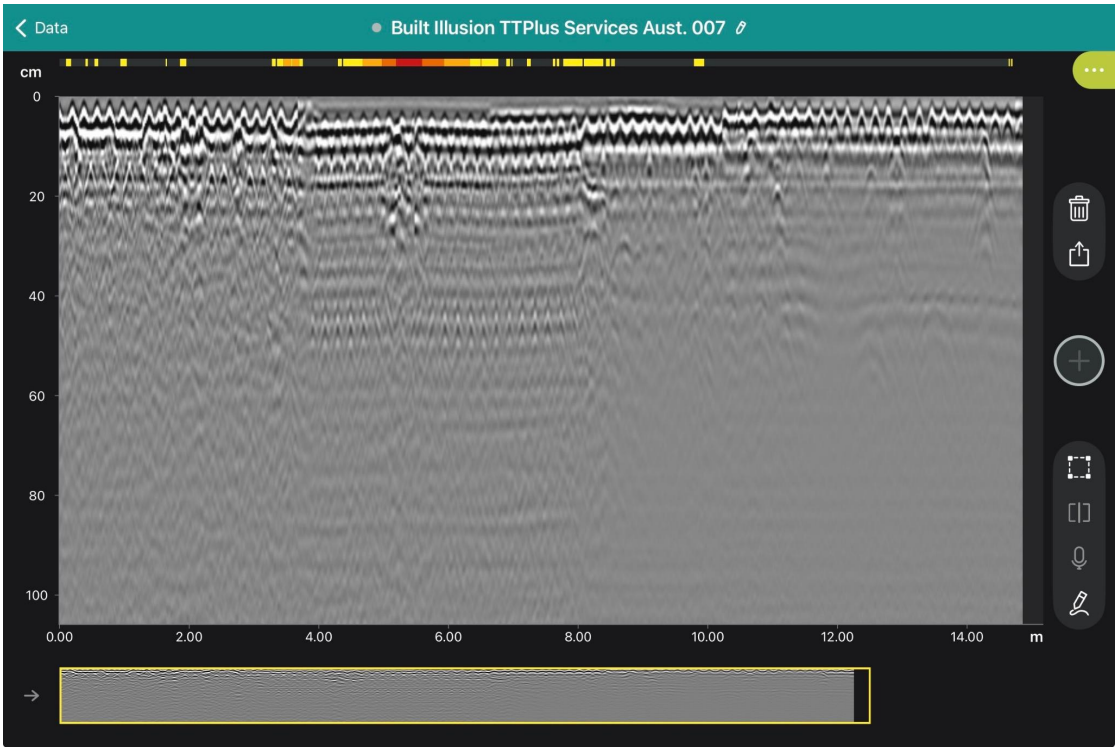

GPR line scan 007 | IMG_0663.jpeg

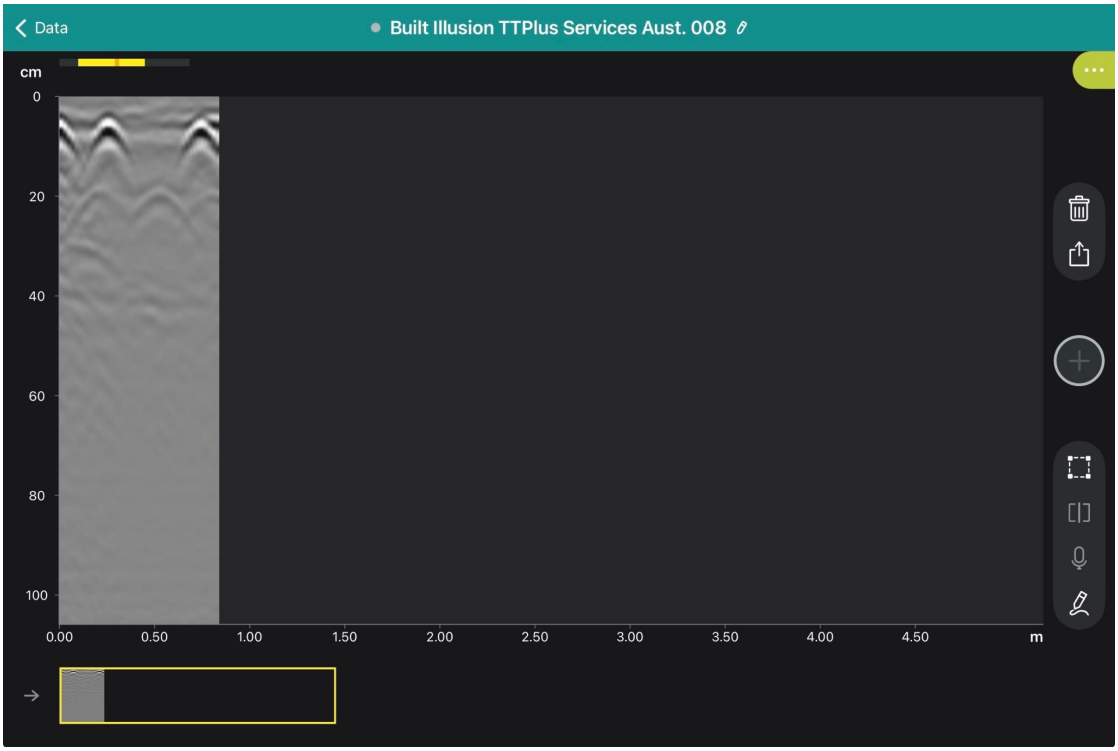

GPR line scan 008 | IMG_0664.jpeg

APPENDIX B

GPR Line Scan Records

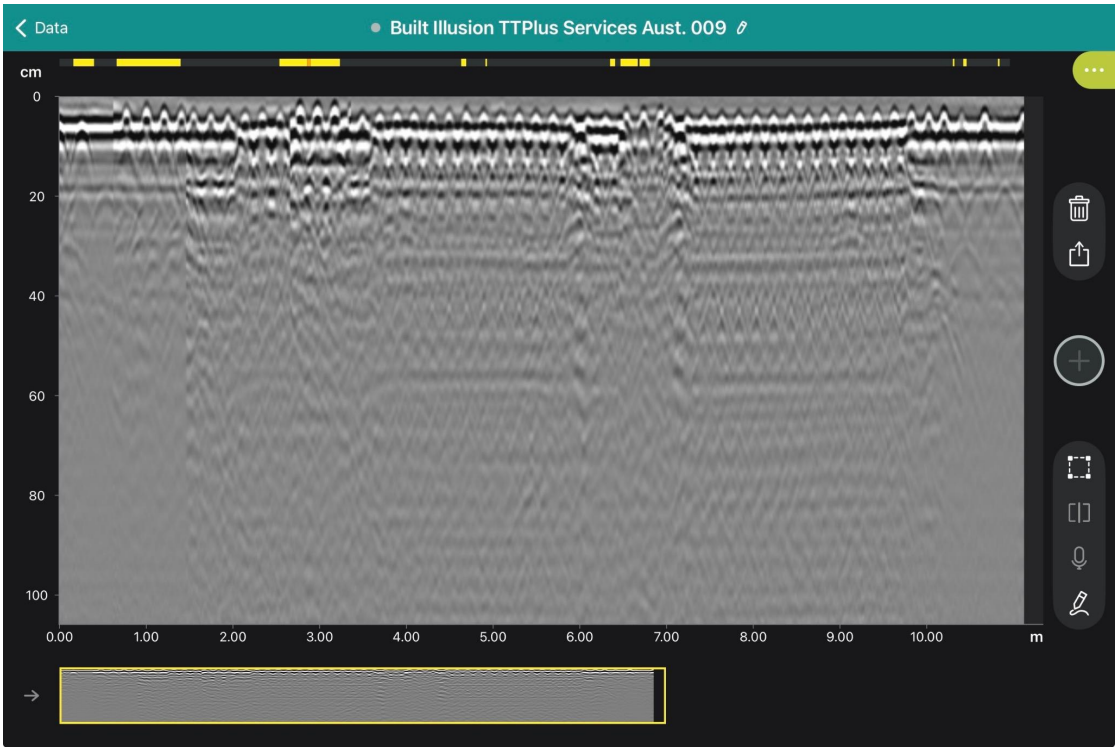

GPR line scan 009 | IMG_0666.jpeg

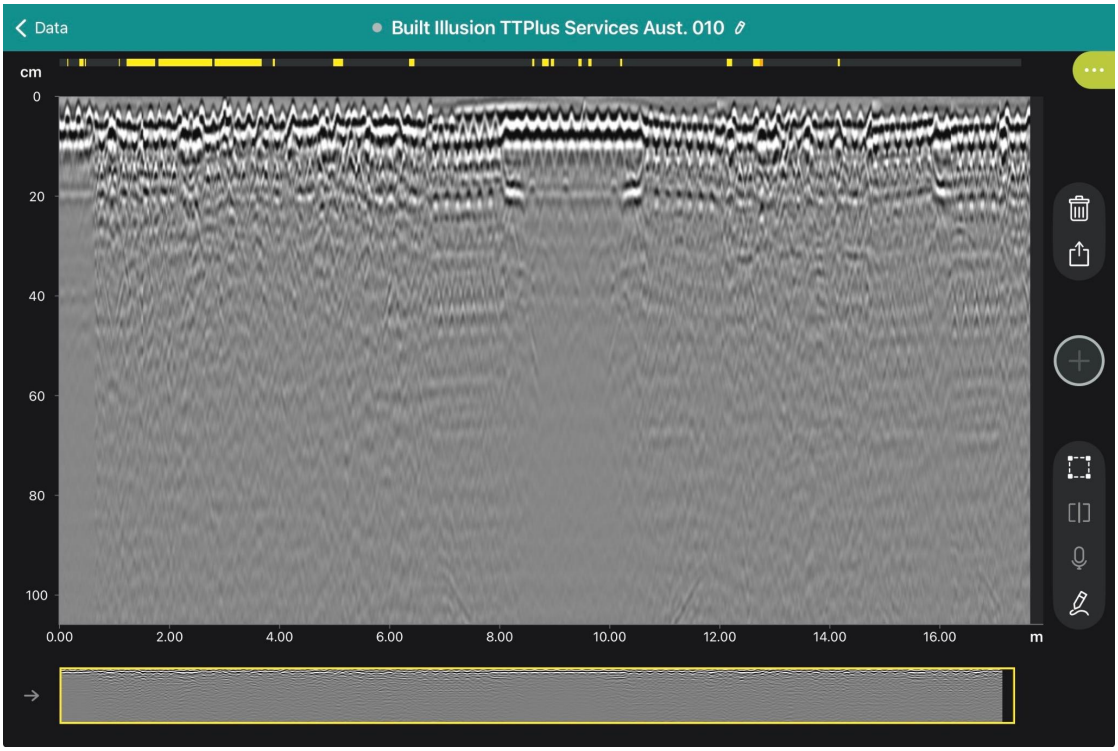

GPR line scan 010 | IMG_0667.jpeg

APPENDIX B

GPR Line Scan Records

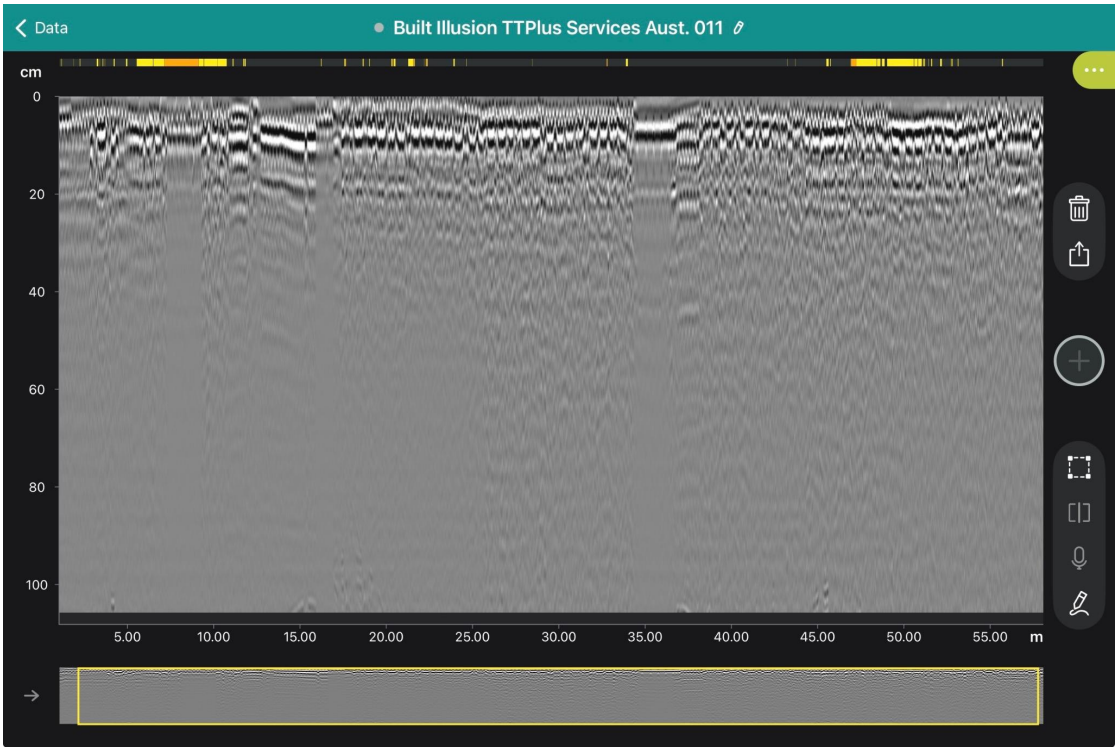

GPR line scan 011 | IMG_0668.jpeg

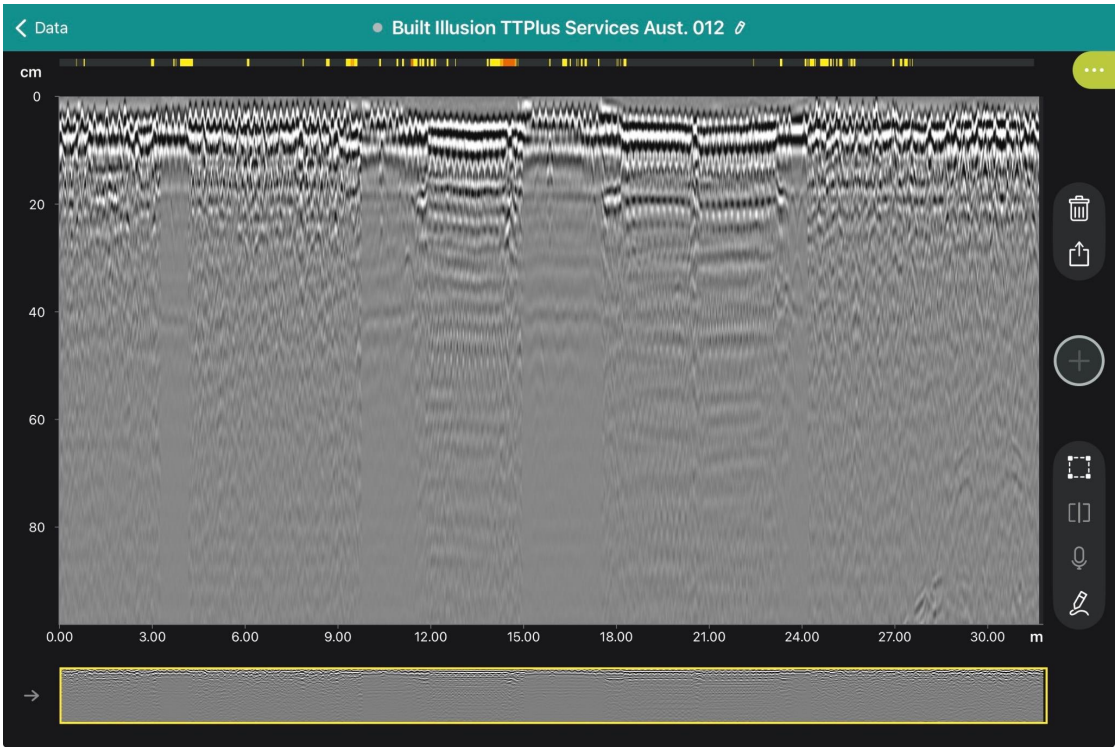

GPR line scan 012 | IMG_0669.jpeg